

WHAT WERE OUTSTANDING OVER THE WEEK?

Rice supply-demand balance – June-17 update

Thailand sells 1.99 million tons of rice in a tender

Reference export prices and offers of exporting enterprises are stable and transactions are bearish

State-owned warehouse owners resume procurement of rice and procurement demand is strong

Fragrant rice prices are stable and there are a few transactions

Rice delivery through border gates in Cao Bang and Lao Cai is ceased and transactions in Hai Phong are weak

Summer-autumn rice quality is clearly improved

Weekly Report

Vietnam Rice Market

(Week 13/06/2016-17/06/2016)

Vietnam Market Analysis and Forecast Joint

Stock Company - AgroMonitor
Room 1604, Building No. 101 Lang Ha Street,

Dong Da District, Hanoi

Tel: +84 4 35627684

Fax: +84 4 35627705

Hotline: 0943 411 411

Website: www.agromonitor.vn

Email: agromonitor.vn@gmail.com

Rice supply-demand balance of Mekong River Delta in 2016 (updated on June 17)

Some indicators of rice supply-demand balance in quarter II and quarter III, 2016
(thousand tons)

Indicator	Q2			Q3		
	April	May	June	July	August	September
Rice production	644	435	1,618	1,597	782	949
Imports	30	-	-	30	30	30
Exports through official channel	469	310	400	500	600	600
Exports through unofficial channel	125	101	92	100	100	150
Ending stocks	1,125	932	1,275	1,574	1,321	1,077

Some indicators of rice supply-demand balance in quarter II and quarter III, 2015
(thousand tons)

Indicator	Q2			Q3		
	April	May	June	July	August	September
Rice production	1,825	564	1,069	1,203	1,224	979
Imports	70	-	-	50	100	50
Exports through official channel	735	565	586	636	470	444
Exports through unofficial channel	249	121	90	117	144	196
Ending stocks	1,889	1,485	1,343	1,282	1,486	1,444

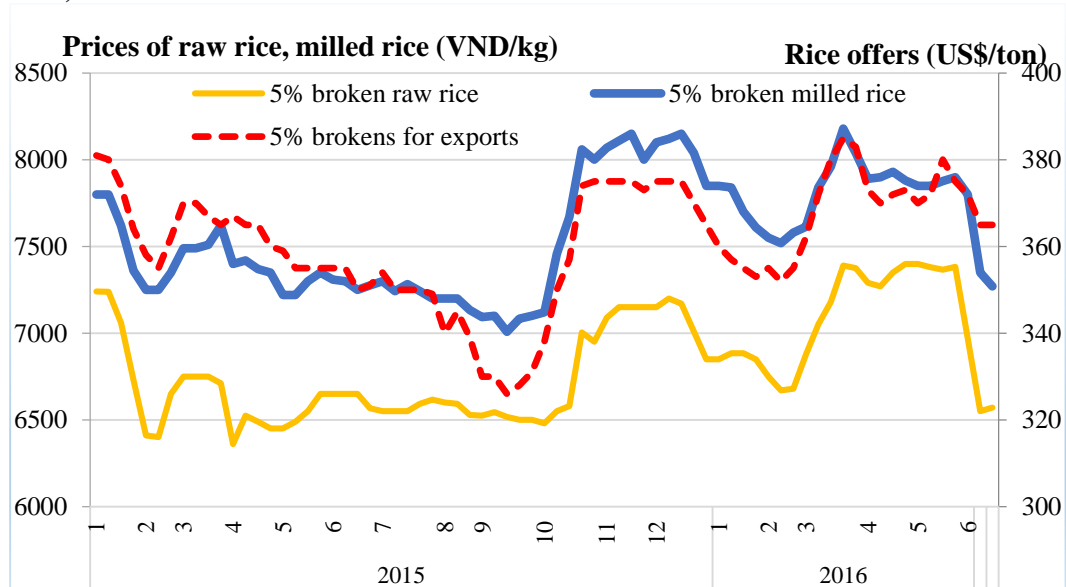
Some contents of the updated supply-demand balance:

- Rice stocks are estimated to be low at 932 thousand tons in late May (the figure for the same period last year is 1.48 million tons) as farmers finished harvesting winter-spring rice and has just started harvesting early summer-autumn rice. Of the figure, fragrant rice stocks are 280 thousand tons in late May 2016 and there

are mainly fragrant paddy stocks of the farmers. Glutinous rice stocks in late May are estimated at about 88 thousand tons. In early June, glutinous rice is harvested in some localities in Dong Thap and it is projected that farmers in Long An will harvest glutinous rice in one month.

- White rice stocks as of late May 2016 are estimated at 563 thousand tons (including about 480 thousand tons of winter-spring white rice) and white rice exports in early June will likely remain bearish because of no G2 contracts while in June, summer-autumn rice harvest will be peaking in many localities. Rice ending stocks in late June are projected at 1.27 million tons (the figure for the same period last year is 1.34 million tons) in which white rice stocks are projected at 943 thousand tons (including about 400 thousand tons of winter-spring white rice).
- In 2016 as a whole, paddy production of the Mekong River Delta is estimated at about 24.4 million tons, down by just about 450 thousand tons from 2015 as early 2016/17 winter-spring rice will be harvested in December 2016 with an estimate area of about 100 thousand ha. Rice exports through unofficial channel in 2016 are forecast at 6.15 million tons, down by 570 thousand tons from 2015; rice exports through unofficial channel are forecast at about 1.45 million tons, down by 420 thousand tons; and total revised rice exports are 7.6 million tons, down by 990 thousand tons year on year. Rice ending stocks in 2016 are forecast at about 481 thousand tons.

Prices of raw rice and milled rice; and rice offers of exporting enterprises in 2015-2016, as of week 13/06-17/06/2016



Note: Week 06/06-10/06/2016: prices of summer-autumn 5% broken milled rice

HIGHLIGHTS OF RICE MARKET IN THE 13/06-17/06 WEEK

CHANGES OF INTERNATIONAL MARKET: Thailand sold 1.99 million tons of rice in the June-15 tender. Iran is projected to ban imports of rice from July 21. Korea (Republic) has decided to purchase 70.556 thousand tons of rice. Iran purchased 100 thousand tons of parboiled rice from India. Indonesian traders have started to procure 100% brokens from Myanmar.

On June 17, the Vietnam Food Association (VFA) and Thailand has an annual meeting in Da Lat (Lam Dong).

EXPORT PRICES: Reference export prices of 5% brokens based on milled rice prices have been stable at US\$ 365/ton (FOB, vessel). Offers for 5% brokens of exporting enterprises have been US\$ 365/ton (FOB, vessel. Summer-autumn 5% brokens (chalkiness ratio: 7%) has been said to be transacted at US\$ 373-375/ton (FOB, cont). As revealed by international traders, offers for winter-spring 5% brokens have been US\$ 373-375/ton (FOB, vessel).

FRAGRANT RICE: Prices of fragrant rice have been unchanged. Transactions of Jasmine, Nang Hoa and ST 21 rice have been weak.

VESSELS: From June 1 to June 16, vessels arrived at Hai Phong port to deliver 55.09 thousand tons. Cumulative rice volume shipped to Hai Phong port from early 2016 to June 16 totaled 849.5 thousand tons (the figure for the same period last year is 1.188 million tons). On June 15, King Rice vessel arrived at Saigon port to load 26 thousand tons of rice (including 16 thousand tons of Jasmine, 3 thousand tons of 5% broken, 1.5 thousand tons of fragrant broken rice and 2 thousand tons of KDM) to Africa.

DOMESTIC TRANSACTIONS: Transactions of summer-autumn milled rice have been resumed. Many state-owned warehouse owners have asked for rice. The quality of summer-autumn rice is improved.

DOMESTIC PRICE DEVELOPMENTS: Prices of summer-autumn raw rice and milled rice have rebounded on improved rice quality. Prices of summer-autumn IR 50404 5% broken milled rice have been VND 7,000-7,100/kg, at warehouses.

RICE SHIPMENTS TO THE NORTH: Rice delivery cross border at border gates has been slow as China has continued to tighten control over gray trade. Rice transactions in Hai Phong have been bearish.

2016 SUMMER-AUTUMN RICE SUPPLY: Summer-autumn rice supply has been ample. Summer-autumn rice quality has been clearly improved (bright rice surface).

1. WORLD PRICES

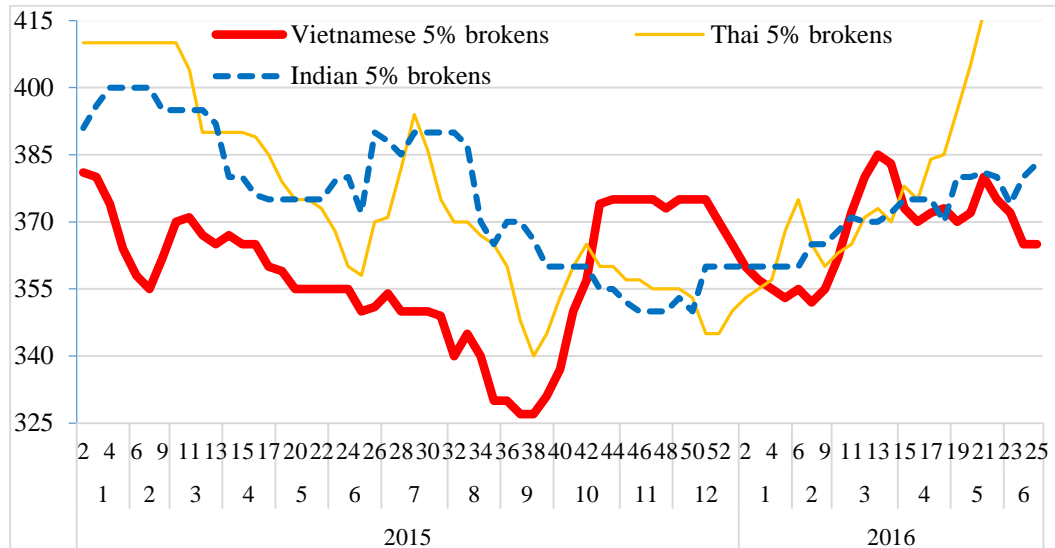
World rice offers by variety (5%/25%/parboiled/100% broken, US\$/ton)

Date	10/06	13/06	14/06	15/06	16/06
Thailand	419/392/433/352	417/392/428/350	417/392/428/350	418/395/434/352	418/395/434/352
Vietnam	365/345/----/330	365/345/----/330	365/345/----/330	365/345/----/330	365/345/----/330
India	385/360/370/305	380/355/370/305	380/355/370/305	385/360/380/300	385/360/380/300
Pakistan	420/370/430/325	420/370/430/325	420/370/430/325	410/370/440/325	410/370/440/325

Exchange rates of US dollar against other currencies

Date	10/06	13/06	14/06	15/06	16/06
EUR (Euroland Euro)	0.8846	0.8875	0.8909	0.8905	0.8949
INR (Indian rupee)	66.8082	67.1037	67.3096	67.1122	67.3000
THB (Thai baht)	35.1999	35.2050	35.2739	35.2645	35.3096
PHP-(Philippine peso)	45.9820	46.1502	46.3127	46.3330	46.4462
CNY (Chinese yuan renminbi)	6.5590	6.5861	6.5938	6.5810	6.5861
VND (Vietnamese dong)	22334.66	22321.06	22306.58	22305.06	22225.85

Rice offers of Vietnam, Thailand and India by week, updated as of week 13/06-17/06/2016 (US\$/ton)



2. RICE EXPORTS – RICE MARKET IS BEARISH

This week, reference export prices of 5% broken based on milled rice prices have been stable at US\$ 365/ton (FOB, vessel). Offers for 5% broken of exporting enterprises have been US\$ 365/ton (FOB, vessel). The rice market has been bearish.

It was said that exporting enterprises offered winter-spring/summer-autumn 5% broken at US\$ 400/375/ton (FOB, cont). Meanwhile, as revealed by international traders, offers for winter-spring 5% broken have been US\$ 373-375/ton (FOB, vessel) BUT according to warehouse owners in Mekong River Delta, it is hard to make transactions at the prices. Prices of winter-spring 5% broken milled rice are VND 8,100/kg, at warehouses (US\$ 380/ton, FAS) with a low quantity of transacted rice only. Some warehouse owners have added that international traders’ bid prices are much lower than the rice prices transacted in the domestic market, so export transactions are very bearish.

On June 11, Heydee vessel arrived at Saigon port to load 29 thousand tons of rice to Cuba. It is said that in June 2016, there will be 2 vessels arriving at the port to load rice to Cuba and then rice shipment to Cuba will be ceased. There will not be vessels arriving at the port to load rice to Cuba until August. On June 15, King Rice vessel arrived at Saigon port to load 26 thousand tons of rice (including 16 thousand tons of Jasmine, 3 thousand tons of 5% broken, 1.5 thousand tons of fragrant broken rice and 2 thousand tons of KDM) to Africa.

Some stated-owned warehouse owners have resumed procurement of summer-autumn rice at the end of this week thanks to improved quality of summer-autumn IR 50404. As revealed by some warehouse owners, the quality of summer-autumn rice is much improved, the chalkiness ratio of rice in some localities such as An Giang, Hau Giang and Tra Vinh is 10% (rice surface is brighter). Meanwhile, many warehouse owners are offering early-crop summer-autumn rice BUT it is hard to make transactions because of low quality (black rice surface) and high production costs due to low recovery ratio.

Reference export prices and rice offers of exporters by variety (5%/25%/parboiled/100% brokens/Jasmine/Glutinous rice (US\$/ton, FOB, vessel)

Date	08/06	09/06	10/06	13/06
Reference export prices of AGM	370/360/355/335 470/490	370/360/355/335 470/490	370/360/355/335 470/490	370/360/355/335 470/490
Rice offers of exporters			365/360/345/330/ 470/----	

Date	14/06	15/06	16/06	17/06
Reference export prices of AGM	370/360/355/335 470/490	365/355/350/335 470/490	365/355/350/335 470/490	365/355/350/335 470/490
Rice offers of exporters	365/360/345/330 470/----			365/360/345/330 470/----

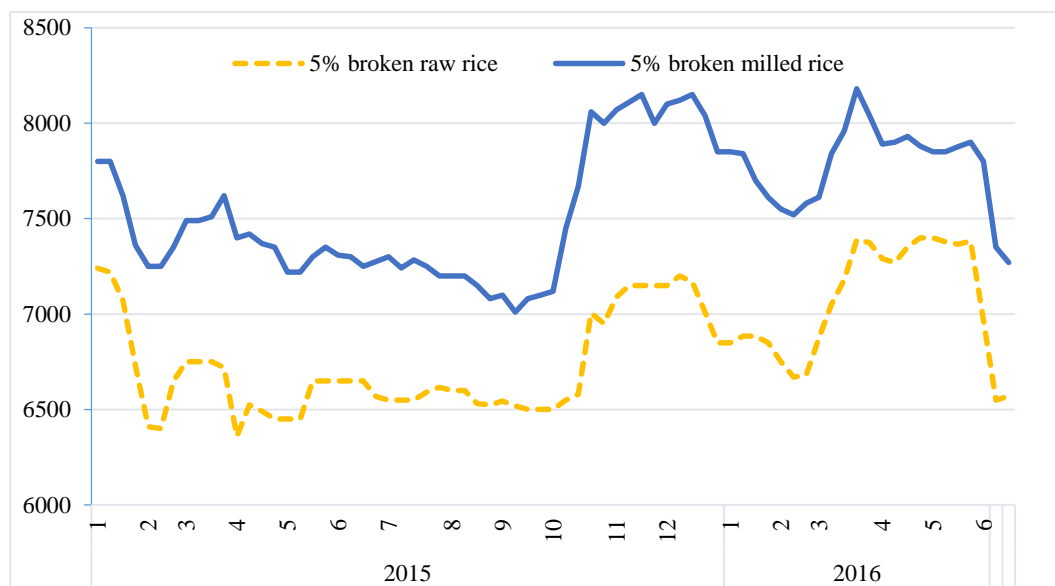
Note: Reference export prices are based on the AgroMonitor's estimate on rice prices at warehouses in Sa Dec and Kien Giang plus export costs of VND 400/kg and minimum profits of VND 120/kg of exporting enterprises. Meanwhile, reference export prices of glutinous rice are based on the AgroMonitor's estimate on glutinous rice prices at warehouses in Long An plus export costs of VND 450/kg, sortexing fee of VND 300/kg and minimum profits of VND 200/kg of exporting enterprises.

3. DOMESTIC MARKET – PRICES OF WHITE RICE INCREASE

3.1. White rice – prices of raw rice increase on improved quality; procurement demand is quite strong

In Sa Dec, prices of IR 50404 raw rice at the end of this week have soared; the summer-autumn rice quality has been improved and procurement demand for rice of warehouse owners has been strong. Prices of summer-autumn IR 50404/summer-autumn OM 5451/winter-spring OM 5451 raw rice have been VND 6,350-6,450/6,900-7,000/8,100-8,200/kg, at warehouses.

Prices of raw rice and milled rice in Kien Giang by week (VND/kg), as of week 13/06-17/06/2016 (VND/kg)



Note: Week 06/06-10/06/2016: prices of summer-autumn 5% broken milled rice

Prices of raw rice and milled rice at warehouses in Sa Dec (VND/kg)

Variety	06/06	07/06	08/06	09/06	10/06
Spring-summer IR 50404 raw rice	6100-6200	6100-6200	6100-6200	6100-6200	6150-6250
Winter-spring IR 50404 raw rice	7000	7000	-	-	-
IR 50404 white milled rice	7200	7200	7000	7000	7000
OM 5451 raw rice	6800-6900	6800-6900	6500-6600	6400-6500	6400-6500

Variety	13/06	14/06	15/06	16/06	17/06
Summer-autumn IR 50404	6150-6250	6200-6300	6250-6300	6250-6300	6350-6450
Winter-spring IR 50404 raw rice	-	-	-	-	-
IR 50404 white milled rice	6900	6900	6900	6900	6900
OM 5451 raw rice	6600-6700	6600-6700	6600-6700	6600-6700	6900-7000

Prices of raw rice and milled rice at warehouses in Sa Dec (US\$/ton)

Variety	06/06	07/06	08/06	09/06	10/06
Spring-summer IR 50404 raw rice	273-278	273-278	273-278	273-278	276-280
Winter-spring IR 50404 raw rice	314	314	-	-	-
IR 50404 white milled rice	323	323	314	314	314
OM 5451 raw rice	305-309	305-309	291-296	287-291	287-291

Variety	13/06	14/06	15/06	16/06	17/06
Summer-autumn IR 50404	276-281	278-283	281-283	281-283	285-290
Winter-spring IR 50404 raw rice	-	-	-	-	-
IR 50404 white milled rice	310	310	310	310	310
OM 5451 raw rice	296-301	296-301	296-301	296-301	310-314

US\$/VND exchange rate: VND 22,275/US\$

In Kien Giang, prices of raw rice at the end of this week have increased. Prices of summer-autumn IR 50404/long-grain white milled rice have been VND 7,000-7,100/7,600-7,700/kg, at warehouses. Prices of Jasmine/Nang Hoa/KDM rice have been VND 9,700/10,000/12,200/kg, (FAS).

Prices of raw rice, milled rice in Kien Giang (VND/kg)

Variety	06/06	07/06	08/06	09/06	10/06
IR50404 raw rice	6100-6200	6100-6200	6100-6200	6100-6200	6100-6200
Long-grain raw rice	6500-6600	6500-6600	6500-6600	6500-6600	6500-6600
5% broken milled rice	7350	7350	7350	7350	7350
15% broken milled rice	7250	7250	7250	7250	7250
25% broken milled rice	7150	7150	7150	7150	7150
100% brokens 1/2	6700	6700	6700	6700	6700
Jasmine	9800	9800	9800	9800	9800
Rice bran	5100	5100	5100	5100	5100

Variety	13/06	14/06	15/06	16/06	17/06
IR50404 raw rice	6100-6200	6200-6250	6200-6250	6200-6250	6200-6300
Long-grain raw rice	6500-6600	6500-6600	6500-6600	6500-6600	6600-6700
5% broken milled rice	7350	7250	7250	7250	7250
15% broken milled rice	7250	7150	7150	7150	7150
25% broken milled rice	7150	7050	7050	7050	7050
100% brokens 1/2	6700	6700	6700	6700	6700
Jasmine	9800	9700	9700	9700	9700
Rice bran	5150	5150	5200	5200	5200

Prices of raw rice, milled rice in Kien Giang (US\$/ton)

Variety	06/06	07/06	08/06	09/06	10/06
IR50404 raw rice	273-278	273-278	273-278	273-278	273-278
Long-grain raw rice	291-296	291-296	291-296	291-296	291-296
5% broken milled rice	329	329	329	329	329
15% broken milled rice	325	325	325	325	325
25% broken milled rice	320	320	320	320	320
100% brokens 1/2	300	300	300	300	300
Jasmine	439	439	439	439	439
Rice bran	228	228	228	228	228

Variety	13/06	14/06	15/06	16/06	17/06
IR50404 raw rice	274-278	278-281	278-281	278-281	278-283
Long-grain raw rice	292-296	292-296	292-296	292-296	296-301
5% broken milled rice	330	325	325	325	325

15% broken milled rice	325	321	321	321	321
25% broken milled rice	321	316	316	316	316
100% brokens 1/2	301	301	301	301	301
Jasmine	440	435	435	435	435
Rice bran	231	231	233	233	233

US\$/VND exchange rate: VND 22,275/US\$

Prices of paddies have soared. Prices of IR 50404 paddies have been VND 4,400-4,500/kg (on field). Prices of summer-autumn OM 5451 paddies have been VND 4,600-4,700/kg. Prices of Japonica/Nang Hoa paddies have been VND 5,300/5,000/kg (on field).

Paddy prices (VND/kg)

Variety	06/06	07/06	08/06	09/06	10/06
IR 50404	3900-4000	3900-4000	3900-4000	3900-4000	3900-4000
OM 5451	4400	4400	4400	4400	4400
ST21	6000	6000	6000	6000	6000
Glutinous rice	5400	5400	5400	5400	5400
Japonica	5300	5300	5300	5300	5300
Nang Hoa	5000	5000	5000	5000	5000

Variety	13/06	14/06	15/06	16/06	17/06
IR 50404	4000	4000	4000	4200-4300	4400-4500
OM 5451	4400	4400	4400	4400-4500	4600-4700
ST21	6000	6000	6000	6000	6000
Glutinous rice	5400	5400	5400	5400	5400
Japonica	5300	5300	5300	5300	5300
Nang Hoa	5000	5000	5000	5000	5000

Paddy prices (US\$/ton)

Variety	06/06	07/06	08/06	09/06	10/06
IR 50404	175	175	175	175	175
OM 5451	197	197	197	197	197
ST21	269	269	269	269	269
Glutinous rice	242	242	242	242	242

Japonica	237	237	237	237	237
Nang Hoa	224	224	224	224	224

Variety	13/06	14/06	15/06	16/06	17/06
IR 50404	180	180	180	189-193	198-202
OM 5451	198	198	198	198-202	207-211
ST21	269	269	269	269	269
Glutinous rice	242	242	242	242	242
Japonica	238	238	238	238	238
Nang Hoa	224	224	224	224	224

US\$/VND exchange rate: VND 22,275/US\$

Prices of rice bran in some localities (VND/kg)

Locality	13/06	14/06	15/06	16/06	17/06
Sa Dec	5200-5250	5200-5250	5250-5300	5200-5250	5250-5300
Can Tho	5200	5200	5250-5300	5200	5250-5300
Kien Giang	5150	5150	5200	5200	5200
Cai Be (Tien Giang)	5300-5350	5300-5350	5400	5400	5400

Note: dried rice bran (unmixed, fiber: below 7%)

3.2. Fragrant rice – Stable prices and weak transactions

Prices of fragrant rice have inched lower. Prices of OM 5451/Jasmine/Nang Hoa/summer-autumn ST 21/winter-spring ST 21 milled rice in Can Tho have been VND 9,100/9,500/9,800/12,200/12,300/kg, at warehouses (without sortex). In Kien Giang, prices of Jasmine milled rice have edged lower by VND 100/kg to VND 9,700/kg (FAS).

Prices of Jasmine 5% broken white milled rice, at warehouses in some localities (VND/kg)

Locality	13/06	14/06	15/06	16/06	17/06
Kien Giang	9600	9550	9550	9550	9550
Can Tho	9700	9700	9700	9700	9700
Long An	9700	9700	9700	9700	9700

2015/16 winter-spring Jasmine

Prices of Jasmine 5% broken white milled rice, at warehouses in some localities (US\$/ton)

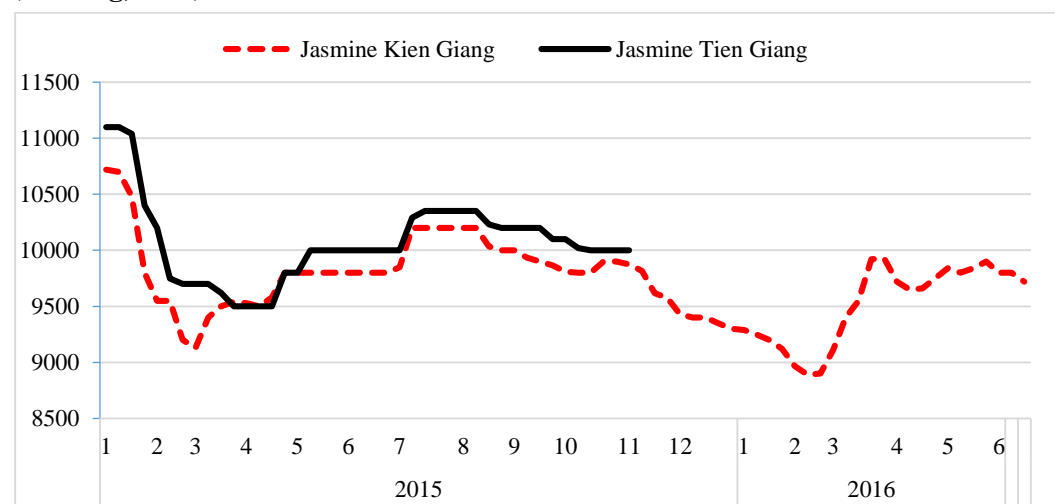
Locality	13/06	14/06	15/06	16/06	17/06
Kien Giang	431	429	429	429	429
Can Tho	435	435	435	435	435
Long An	435	435	435	435	435

US\$/VND exchange rate: VND 22,275/US\$

Prices of some fragrant rice varieties (VND/kg, FAS)

Variety\Locality	Kien Giang		Long An		Can Tho	
	16/06	17/06	16/06	17/06	16/06	17/06
OM 5451 (at warehouse)	-	-	-	-	9100	9100
Nang Hoa (FAS)	10000	10000	10200	10200	10150	10150
KDM (4-month rice)	12200	12200	-	-	-	-
ST 21 (at warehouse)	-	-	-	-	12000	12000

Prices of Jasmine milled rice in Kien Giang by week, as of week 13/06-17/06/2016 (VND/kg, FAS)



3.3. Glutinous rice – stable prices and weak export transactions

In Long An, the rice market has been bearish. Prices of winter-spring glutinous milled rice have been stable at VND 10,000/kg, at warehouses (without sortex). Warehouse owners in Long An have continued ceasing procurement. Many traders have ceased transactions on weak demand.

Prices of glutinous rice at warehouses (without sortex) in An Giang and Long An (VND/kg)

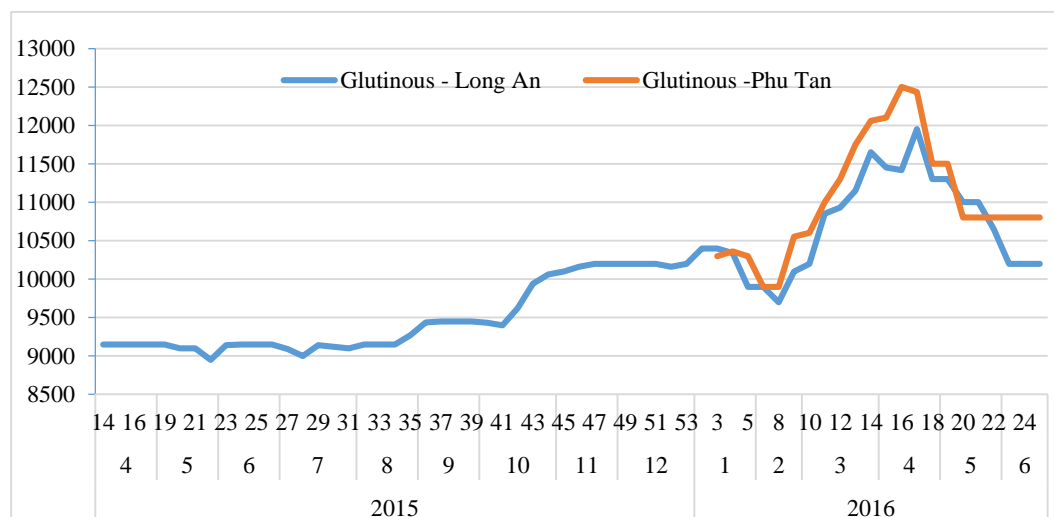
Glutinous rice	13/06	14/06	15/06	16/06	17/06
Long An	10000	10000	10000	10000	10000

Prices of glutinous rice at warehouses (without sortex) in An Giang and Long An (US\$/ton)

Glutinous rice	13/06	14/06	15/06	16/06	17/06
Long An	445	445	445	445	445

US\$/VND exchange rate: VND 22,275/US\$

Prices of glutinous rice in Long An by week, as of week 13/06-17/06/2016 (VND/kg, at warehouses)



4. 2016 SUMMER-AUTUMN RICE SUPPLY

As per data from Department of Crop Production, Ministry of Agriculture and Rural Development, as of June 9, 2016, farmers sowed 1.2 million ha out of the planned 1,650 thousand ha of summer-autumn rice and harvested about 180,000 ha with a yield of 5.5-5.7 tons/ha.

Monitoring rice supply

Locality	Week 13/06-17/06	Outlook for week 20/06-24/06
Can Tho	Summer-autumn rice harvest is peaking	The supply of IR 50404 paddies will be low

Kien Giang	Summer-autumn rice harvest is peaking	The supply of summer-autumn rice will be ample
Hau Giang	The rice supply is ample	The rice quality will be improved
Tien Giang	Summer-autumn rice harvest is peaking	The rice quality will be improved
Long An	Summer-autumn rice harvest is peaking	There will be a low area of IR 50404 rice harvested
An Giang	Summer-autumn rice harvest is peaking	Rice quality will be quite high
Sa Dec	Summer-autumn rice harvest is peaking	The rice supply will start falling as rice harvest is about to end
Thap Muoi	Summer-autumn rice harvest is peaking	The rice supply will fall again as rice harvest is about to end

5. RICE SHIPMENTS TO THE NORTH – RICE DELIVERY CROSS BORDER IS SLOW

Mekong River Delta: There has been weak demand for rice of traders who ship rice to the North. Traders who ship rice to the North have offered summer-autumn IR 50404 rice at VND 6,900-7,000/kg, at warehouses.

Cao Bang border gates: In Cao Bang, rice delivery cross border to China has been slow on China’s tight control. In Quang Uyen and Thac Ban Gioc, the delivered rice volume has been very low. Many traders have ceased rice delivery because the rice delivery to China cross border has been slow and contained a lot of risks. As revealed by traders, it takes about 8-10 days for many owners to deliver rice to China cross border.

Lao Cai border gates: Rice delivery has been ceased and there have been a few transactions.

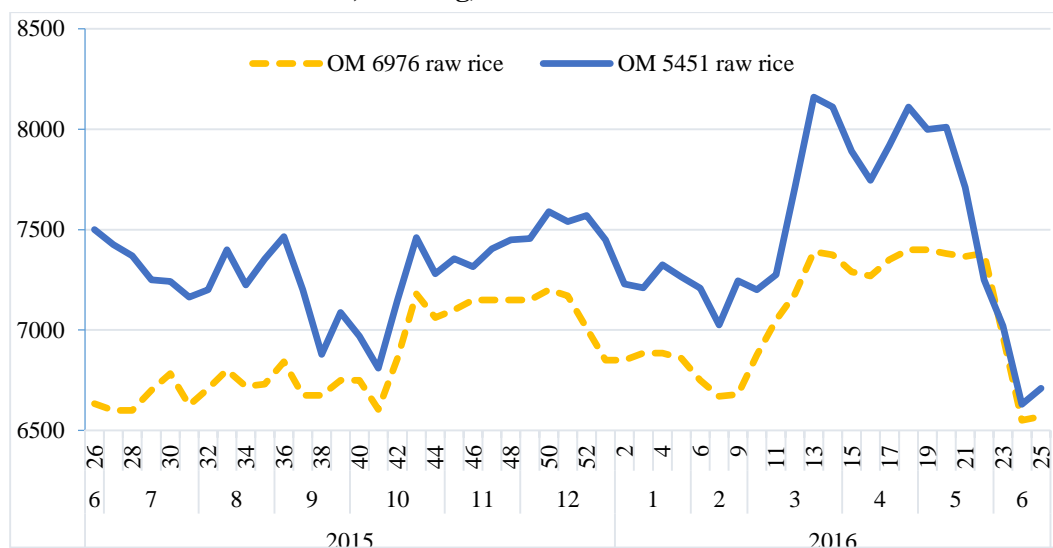
Hai Phong: The rice market has been bearish and transactions have been weak. Prices of summer-autumn IR 50404 milled rice in Hai Phong have kept falling to VND 7,200/kg, at warehouses.

Estimate on rice gray trade in Cao Bang and Lao Cai (ton/day)

Locality	Week 22/05-27/05	Week 30/05-03/06	Week 06/06-10/06	Week 13/06-17/06
Ta Lung	300-500	200-300	200-300	200-300
Quang Uyen	300-500	200-300	200-300	200-300
Thac Ban Gioc	300-500	200-300	200-300	200-300
Lao Cai	100	100	100	100

Note: Regarding border paths such as Ha Lang, Trung Khanh and Tra Linh, rice trucks will come from Quang Uyen.

Prices of OM 6976 and OM 5451 raw rice at warehouses in Sa Dec by week (updated as of week 13/06-17/06/2016, VND/kg)



Prices of milled rice for being shipped to the north at warehouses in Mekong River Delta (VND/kg)

Variety	13/06	14/06	15/06	16/06	17/06
Spring-summer IR 50404	6850-6900	6850-6900	6850-6900	6850-6900	6850-6900
Winter-spring IR 50404	8000	8000	8000	8000	8000
OM 6976	8600	8600	8600	8600	8600

Prices of milled rice for being shipped to the North at warehouses in Mekong River Delta (US\$/ton)

Variety	13/06	14/06	15/06	16/06	17/06
Spring-summer IR 50404	308-312	308-312	308-312	308-312	308-312
Winter-spring IR 50404	359	359	359	359	359
OM 6976	386	386	386	386	386

US\$/VND exchange rate: VND 22,275/US\$

Data about vessels arrived at Hai Phong port as of June 16, 2016

From June 14 to June 16, vessels arrived at Hai Phong port to deliver 15.62 thousand tons of rice sourced from Mekong River Delta. For the first 16 days of June, vessels arrived at Hai Phong port to deliver 55.09 thousand tons of rice sourced from Mekong River Delta (including 25.54 thousand tons of rice loaded from An Giang, 25.03 thousand tons of rice loaded from Can Tho and 4.51 thousand tons of rice loaded from other ports). From early 2016 to June 16, cumulative rice volume shipped to Hai Phong port totaled 849.5 thousand tons (the figure for the same period last year is 1.188 million tons).

Vessel's name	Date	Port of discharge	Volume (ton)
HUNG CUONG 126	11	AN GIANG	2000
CONG THANH 05-BIDV	12	CAN THO	3120
HOANG GIA 46	12	CAN THO	2500
HA NGOC 09	13	DONG THAP	2700
TRUNG THANG 88-BIDV	13	CAN THO	3058
MINH SON 45	14	CAN THO	2400
NASHICO 02	14	AN GIANG	3000
TRUONG XUAN 09-ALCI	15	AN GIANG	1900
THUAN PHAT 68-ALCI	15	AN GIANG	2620
CONG THANH 126	16	CAN THO	3000
HOANG LOC 26	16	CAN THO	2700

Rice volume shipped to Hai Phong port by week as of June 16, 2015

Month	Week	An Giang	Can Tho	Other	Total	
03/2016	Week 1	15,948	9,616		25,564	303,933
	Week 2	52,324	26,614	14,668	93,606	
	Week 3	57,268	23,150	9,387	89,805	
	Week 4	36,180	20,109	3130	59,419	

	Week 1	17,479	18,060		35,539	
04/2016	Week 2	32,098	40,593	8,032	80,723	170,726
	Week 3	13,761	8,980	6,040	28,781	
	Week 4	12,743	13,420	2,845	29,008	
	Week 1	26,944	2,070	3,200	32,214	
05/2016	Week 2	23,954	10,300	5,470	39,724	131,940
	Week 3	15,809	10,490	6,080	32,379	
	Week 4	10,793	14,940	3,000	28,733	
	Week 5	12,546	15,808	2,750	31,104	
06/2016	Week 1	8,348	5,300		13,648	55,085
	Week 2	9,672	2,955	1,812	14,439	
	Week 3	7,520	16,778	2,700	26,998	

6. RICE VESSELS AT SAIGON PORT – VESSELS ARE LOADING RICE TO AFRICA AND CUBA

Data about vessels to arrive at Saigon port as of June 15, 2016

On June 15, King Rice vessel arrived at Saigon port to load 26 thousand tons of rice to Africa. From June 1 to June 15, vessels arrived at Saigon port to load 55 thousand tons to other markets (Africa: 26 thousand tons and Cuba: 29 thousand tons).

Vessel's name	Import market	Volume (ton)	Owner	Arrival date	Departure date
Merlin	Africa	25000	Gia Inter Corp	07/05	
VTC Glory	Africa	22500	KGM	12/05	30/05
Lavaux	Cuba	29000	VNF I	14/05	31/05
VTC Ocean	Africa	5250	Hiệp Lợi	18/05	
Heydee	Cuba	29000	VNF I	11/06	
King Rice	Africa	26000	KGM	15/06	

Data about vessels to arrive at Saigon port to load rice to other markets as of June 15, 2016 (ton)

Market/month	1/2016	2/2016	3/2016	4/2016	5/2016	6/2016
Philippines	44,350	77,300	67,700			
Africa	69,500		45,000	63,500	52,750	26,000
Indonesia	186,900	176,350	12,800			
Cuba	59,450	29,000	58,000	87,000	29,000	29,000
Malaysia						

Korea (Republic)						
East Timor		4,500				
Haiti						
Total	360,200	287,150	183,500	150,500	81,750	55,000

7. APPENDIX – PRODUCTION AND EXPORTS

Data on rice exports and production by month in 2016 (thousand tons)

	May	First 5 months
Rice exports through official channel	310	2349
Rice exports to China through official channel	97	802
Rice exports to China through unofficial channel	101	632
Rice volume (vessel) shipped to Hai Phong port	132	794
Production	As of June 9, 2016, farmers sowed 1,200 thousand ha out of the planned 1,650 thousand ha of summer-autumn rice and harvested 180 thousand ha of summer-autumn rice.	

Data on rice exports and production by month in 2015 (thousand tons)

	May	First 5 months
Rice exports through official channel	565	2402
Rice exports to China through official channel	285	923
Rice exports to China through unofficial channel	121	949
Rice volume (vessel) shipped to Hai Phong port	154	1126
Production	As of June 11, 2015, farmers sowed 1,250 thousand ha out of the planned 1,650 thousand ha of summer-autumn rice and harvested 120 thousand ha of early summer-autumn rice.	

Comparing summer-autumn rice progress in 2016 and the same period last year

Month		5	6	7	8	9	10
Sowed area	2015	1250	1640	1668	1668	1668	1668
	2016	1000	1678	1678	1678		
Harvested area	2015	120	120	820	1250	1550	1688
	2016	120	180	1150	1400	1678	

Note:

- Data for June: are the data as of June 9, 2016 compared to the same period last year. Data for May, June, July, August, September and October are the data as of the end of the months
- Data on 2016 summer-autumn rice harvested area as of June 17 are estimated at 400 thousand ha by AgroMonitor
- Data on summer-autumn rice harvested area in July and August 2016 are projected based on the data on summer-autumn rice sowed area in late April, May and June from the Department of Crop Production
- Total 2016 summer-autumn rice sowed area: is adapted from the Department of Crop Production

* All rights are reserved. Any recommendations, data contained in this publication are extracted from publicized sources, guaranteed validity by AGROMONITOR starting from the time of publication. Expressions of opinion are those of AGROMONITOR only and prepared for the use of AGROMONITOR clients and may not be redistributed, retransmitted or disclosed, in whole or in part, or in any form or manner, without the express written consent of AGROMONITOR.